


CARBURETOR SYNCHRONIZATION

NOTE:

Perform this maintenance with the engine at normal operating temperature, transmission in neutral, and motorcycle on its center stand.


Unlock and remove the tool box at the back of the rear seat with the key.
Remove the rear and front seats.



REAR SEAT

FRONT SEAT


Move the fuel tank back about 25–50 mm (1–2 in) removing the fuel tank mounting bolts.
Let it rest on the frame.



FUEL TANK

Remove the plugs from the cylinder head intake ports and install the vacuum gauge adapters.
Connect the vacuum gauges.

VACUUM GAUGE 07404-0020000
OR M937B-021-XXXXX (USA only)



VACUUM GAUGE ADAPTER

PLUG